

Porterville Quilters Newsletter

Editor: Priscilla Summers
psummers111@gmail.com

President's Message

Dear Quilters,

Another month has come and gone! Can you believe Daylight Saving time is March 13th and Spring officially begins the 20th.

What a truly fun and enjoyable February meeting. The Fashion Show was a great success. I loved seeing your clothing items, purses and bags and hearing the many tips and hints from everyone. A big thank you to all who participated!

Before the time gets away from us, I hope everyone picked up their UFO Challenge sheets. They should be turned in at this month's meeting and I hope you all have signed up for the V/P Challenge and Mystery Quilt.

This month's program will be just as much a success as we will be having three excellent Mini Demos. Noleen Paskwietz, Sheri Cates and Jenny McKinsey will each share with us a different technique and there will be a workshop the next day by Jenny McKinsey on zippers!

Looking ahead, Pat Roberson will be our special guest for our April meeting, and she will also be teaching a workshop the next day.

I am looking forward to Pat's class, and I encourage everyone to sign up who can to attend. Lunch will be provided.

I cannot express how excited I am for ALL that we have planned for this year.

Pot of Gold is this month, and we also have Spring Clean and Harvest Bounty coming up to look forward to!

As always, be sure to bring your show and tells!

Looking forward to seeing you all soon!

Ashley Cooper

Reminders for next meeting

- Wear your nametag.
- Block of the Month if you made one.
- Cash for Pot of Gold



March Birthdays

Minnie Landsdale

Sue Riley

Diana McKay

Dana Ferguson

Georgia Goode

Meeting Minutes

February 17, 2022

The meeting was called to order by President Ashley Cooper at 10:01 a.m.

Ashley led the flag salute.

Jan McCusker, Welcome/Sunshine chair, reported 40 members present and 2 guests.

The club sang our happy birthday song to February birthday members.

Minutes were published in the newsletter. There were 2 corrections: Margaret listed five not three, rules for non-profits. Laurie noted that the checkbook amounts were wrong. Both were corrected in January minutes. Karen Ervin motioned to accept the corrected minutes and Minnie Lansdale seconded the motion. The club responded with a yes vote.

Correspondence – Diana McKay read two thank you letters from the Porterville Family Crisis Center. One was for our monetary donation and the other for donated quilts.

Treasurer's Report – Laurie Jackson reported that the books were audited by Phyllis Taylor and found to be correct.

The financial report was printed on the back of our agenda. There were no questions and Doris Pyland motioned that the financial report be accepted. Becky Eaton seconded the motion and the club accepted the report by a voice vote.

V.P./Programs

Margaret informed the club of the March meeting's program: A round robin demonstration by Sheri Cates, demonstrating a pattern, Jenny McKinsey, demonstrating how to insert zippers into bags and Noeleen Paskwietz, will demonstrate a new ruler.

A workshop will follow on the following day, March 18, at the First Congregational Church beginning at 9 a.m. Bring your sewing materials and pre-cut fabrics to make a simple bag for toiletries or sewing stuff.

A Pot of Gold will also happen at the March meeting. Bring cash!

April program will be Pat Roberson from Reedley with a trunk show. The following day she will lead a Quilt as You Go table topper class. The cost is \$20... There is still time to sign-up!



Our May program will consist of a silent auction of sewing related items donated by us, the club. It can be tools, patterns, fabric or other items. So, clean those closets and bins. You might find something you forgot about but are willing to donate.

UFO forms are available and need to be turned in at the March Meet-

ing. See how many projects you can complete by November. There will be a prize!

VP Challenge – Karen Ervin started the paint chip challenge in 2020 but COVID shut us down. So, Margaret has revived the challenge. Using the colors of the paint chips you chose, design a project using matching fabric and design or find a small project of a flower. These will be due in November for a show and tell.

Sheri Cates will have blocks available for the Quilts of Valor that can be made at home. There will be a workshop in July to sew the blocks together.

Committee Reports:

Cradle Quilts – Lynette Stover showed pencil bags that can be made to hold colored pencils or crayons and a coloring book. She has 6 kits available. She also has quilt kits



Little Quilts – Terry Gomez reported the group had a great meeting. They emptied all the fabric bins. They sorted the fabric by size. They also purchased fabric from NorCal during their 70% off sale for backings.

Meeting Minutes, continued

Mystery Quilt – Sheri Cates presented instructions for the first month of our Mystery Quilt. She also showed some colored fabrics that she has chosen and gave some ideas for fabric choices.

B background fabric needs 3 yards

A fabric in the main focus fabric needs 1 3/4 yards

C fabric will highlight the background and enhance the focus fabric. This can be scrappy with many fabric colors.

Each month will feature a different technique.

Patterns are \$10 and the top will finish in September with a show and tell in November.

Opportunity Quilt. Karen Andris reported \$190.75 was made selling tickets at the Visalia Home and Patio Show. Rusty Roots will be during the last weekend in February at the Tulare County Fair Grounds.

Membership – Karen Andris announced that the membership books were available at the back table.

Hospitality – Christie Zepeda announced that signups for next month’s snacks was also on the back table.

Harvest Bounty – Carmen Friesen handed out a list of items with a sample auction slip and the starting bid. We brainstormed other ideas that members might make that could be sold at the auction in September.

Break – umm good

Program – Each member either showed clothing type items that they have made or gave a tip of something that helps them when sewing.

Best of the Valley

Karen Ervin reported we have 2 openings to sell Opportunity quilt tickets during the show.

Entries are closed but the Challenge Quilt will remain open until March 1.

The show dates are April 1, 2, and 3rd.

New Business

Block of the month was presented by Della. It is a cute flower block.

The January blocks were won by Shirley Hickman.

Jar gifts were given to the member at each table that had a sticker on the back of her chair.

Show and Tell

The Meeting was adjourned at 11:45

The next board meeting will be March 1 at 11 a.m. at the Pizza

Factory. All members are welcome to attend

The next general meeting will be March 17 at 10 a.m. at the First Congregational Church.

Jenny McKinsey,
Recording Secretary



Porterville Quilters Silent Auction

Item: _____

Seller: _____

Minimum bid: _____

1. _____
2. _____
3. _____
4. _____
5. _____
6. _____
7. _____
8. _____
9. _____
10. _____
11. _____
12. _____

Fashion and Tips Program



Fashion Show (continued)



Binding Tip

This handy tip was in the 2018 November Newsletter, provided by the editor at the time, Doris Pyland.

TRIM THE CORNERS: This little trick removes the bulk in the binding corners, allowing the binding to fold nicely and lay flat and square.



1. In the binding seam allowance, snip along the top fold of the binding up to the stitching line.
2. Pull the binding seam allowance back to reveal the little triangle fold of fabric from the binding.
3. Fold the quilt back out of the way, and trim that small triangle away by cutting just next to your stitching line. Do this on all four corners.
4. Fold the corners in place and stitch the binding.

From AQS Tips and Tricks




Show and Tell



Another Binding Tip

Have you ever sewed your binding ends together and found that it is twisted and not flat? I sure have. Here is an easy way to figure out how to put your ends together so they are correct when you get done sewing.

Cut the ends like you usually do for a mitered joint. Then pretend you are going to just do a straight stitch to join them (A). Open up folds if using 2 1/2 inch folded binding (B). Keeping the right sides together, move/swivel them to be at 90 degrees from each other, mark and sew (C). After sewing, open flat to make sure it is correct (D). Trim the seam allowance to 1/4 inch and proceed to finish (E). Voila!



Porterville Quilters Club

The purpose of the Porterville Quilters Club is to create, stimulate, maintain, and record an interest in all matters pertaining to the making, collecting and preserving of quilts and to establish and promote educational and philanthropic endeavors through quilts.

Porterville Quilters Club
P.O. Box 1881
Porterville, California 93258

Club Officers 2022

President: Ashley Cooper

Vice President: Margaret Smith

Treasurer: Laurie Jackson

Recording Secretary: Jenny McKinsey

Corresponding Secretary: Diana McKay

We are on the Web!
portervillequilters.com

Our email address:
pvquiltersclub@gmail.com

Upcoming Programs and Workshops

March 17 - Sheri will present a cute pattern, Noleen will show us how to use a new straight ruler and a curve ruler, and Jenny will show us how to install zippers.

March 18 - WORKSHOP There will be a workshop with Jenny on making a cute bag with a with installation of a zipper. \$20 for the workshop.

April 21 - The April program will be a quilt as you go with Pat Roberson.


April 22 - WORKSHOP A workshop on quilt as you go with a fun project with lots of handouts, instructions and demonstrations. \$20 for the workshop.

Lunches will be provided at both workshops.

May 19 - We will have the spring clean sewing room sale as a fund raiser for the club. Start sorting!

All the other months will be announced month by month as we go along. See Margaret Smith for an updated list.

Thanks to our Sponsors!



Downtown Porterville's Quilt Fabric Shop

122 N. Main 559 793-2510
Tuesday-Saturday 10-6 Sunday 1-5
fabric - classes

www.CalicoMermaid.com

Follow us on Facebook

Calico Mermaid

Moss Creek Quilts

- Long Arm Quilting
- Attribute Quilting- the art of writing words on your quilt
- Quick turn around
- Lessons available


Marrianna Moss
Owner
559-359-9674 Cell
559-535-5520 Home

ZOE'S QUILTING DESIGNS

Quality longarm and custom quilting

Sherry Loftis
zoesquilting@gmail.com

33150 Pleasant Oak Dr.
Springville, Ca. 93265
559-359-7966



norcalsewvac.com

833 West Henderson Ave
Porterville Ca 93257
1 559 793 4100
portsewvac@yahoo.com

Sheri's Quilting Memories

Longarm Quilting and Rentals
sheri@sherisqm.com

354 N Porter Rd, Porterville, CA 93257
559-310-0218